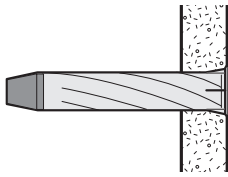


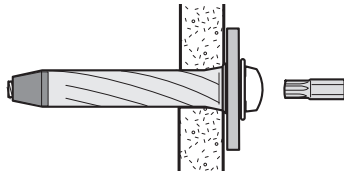
**Installation:**

For fixing of heavy objects like radiators, shelves, cupboards etc. in plasterboards, gypsum fiber boards, chipboards and other cavity walls

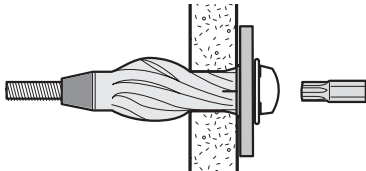
**1** Drill 10 mm hole through the board with HSS-drill. Hammer the Rosett flush with the wall



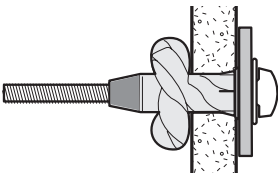
**2** Place the screw through the fitting and tighten



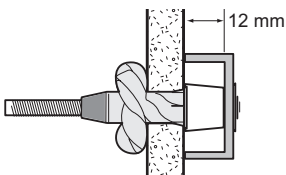
**3** When the screw is tightened further...



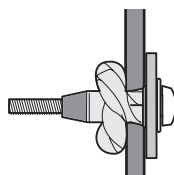
**4** ...Rosett forms a strong knot on the back of the board (in the cavity)



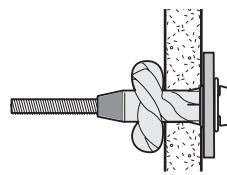
**note** Use Rosett with spacer for mounting of U-shaped shelving systems. The distance is adjustable using multiple spacers



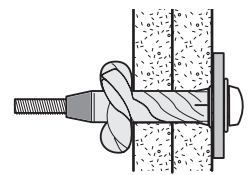
Use grey Expandet Rosett for board dimensions 3-10 mm and especially for narrow cavities



Use blue Expandet Rosett for board dimensions 3-18 mm and 1 layer of plasterboards



Use red Expandet Rosett for board dimensions 18-30 mm and 2 layers of plasterboards



**Materials:**

Expandet Rosett<sup>®</sup> is made of Nylon (PA6).  
Thread: 30% glass fibre reinforced.  
Withstands temperatures from -40°C to +80°C.  
Screw: 5.8 steel. Zinc plated min. 5 µm.

**Further information:**

See overleaf



**Advantages:**

- Designed for heavy loads in plasterboards.
- Easy fixing - no special tools required.
- Also available without screw.
- Works with same degree of safety in insulated cavities.
- Does not damage the plasterboards.
- Recommended by leading plasterboard manufacturers.
- Useable in all cavity walls.



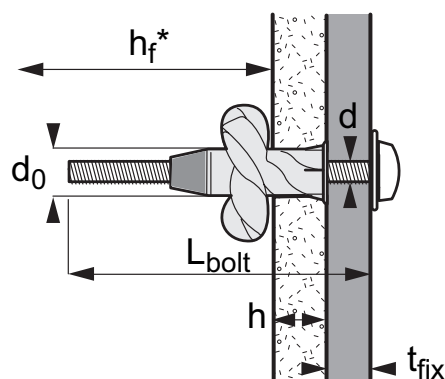
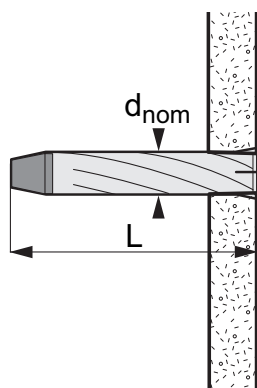
EXPANDET SCREW ANCHORS A/S  
Svendebuen 2-6  
DK-3230 Græsted  
Denmark

Telephone: +45 70 22 79 79  
Telefax: +45 70 22 79 89

Version 09.001

www.expandet.com  
expandet@expandet.dk

Graphic: Vedkom /Expandet  
©Expandet Screw Anchors A/S, 2006  
All rights reserved



Type	Dimensions					Fixing			Load Capacities		Assortment						
	d <sub>nom</sub>	L	d	L <sub>bolt</sub>	t <sub>fix</sub>	d <sub>0</sub>	h	Layer	N <sub>rec</sub>	V <sub>rec</sub>	Without screw	Pan	Counter-sunk	Hook (Ø13 mm)	Square hook	Eye (Ø13 mm)	Spacer
Expandet Rosett®	Outside diameter of anchor mm	Anchor length mm	Bolt diameter mm	Bolt length mm	Thickness of fixture (Max.) mm	Drill hole dia. mm	Thickness of board mm		Recommended tension load kN*	Recommended shear load kN*							
<b>Poz 2 - Grey</b>																	
Grey	10	38	M5	-	10	10	3-10	one	0,20	0,35							
Grey Pan	10	38	M5	40	10	10	3-10	one	0,20	0,35							
Grey Counters.	10	38	M5	40	10	10	3-10	one	0,20	0,35							
Grey Hook	10	38	M5	45	-	10	3-10	one	0,20	0,35							
Grey Sq. hook	10	38	M5	45	-	10	3-10	one	0,20	0,35							
Grey Eye	10	38	M5	45	-	10	3-10	one	0,20	0,35							
Grey Spacer	10	38	M5	50	12	10	3-10	one	0,20	0,35							
<b>Torx 25 - Blue</b>																	
Blue	10	46	M5	-	10	10	9-18	one	0,38 ▽	0,50							
Blue Pan	10	46	M5	55	15	10	9-18	one	0,38 ▽	0,50							
Blue Pan	10	46	M5	80	40	10	9-18	one	0,38 ▽	0,50							
Blue Counters.	10	46	M5	65	25	10	9-18	one	0,38 ▽	0,50							
Blue Counters.	10	46	M5	80	40	10	9-18	one	0,38 ▽	0,50							
Blue Hook	10	46	M5	55	-	10	9-18	one	0,20	0,35							
Blue Sq. hook	10	46	M5	55	-	10	9-18	one	0,20	0,35							
Blue Eye	10	46	M5	55	-	10	9-18	one	0,20	0,35							
Blue Spacer	10	46	M5	65	12	10	9-18	one	0,38 ▽	0,50							
<b>Torx 25 - Red</b>																	
Red	10	57	M5	-	-	10	18-30	two	0,70	0,85							
Red Pan	10	57	M5	65	12	10	18-30	two	0,70	0,85							
Red Pan	10	57	M5	90	38	10	18-30	two	0,70	0,85							
Red Counters.	10	57	M5	75	23	10	18-30	two	0,70	0,85							
Red Counters.	10	57	M5	90	38	10	18-30	two	0,70	0,85							
Red Hook	10	57	M5	55	-	10	18-30	two	0,20	0,35							
Red Sq. hook	10	57	M5	55	-	10	18-30	two	0,20	0,35							
Red Eye	10	57	M5	55	-	10	18-30	two	0,20	0,35							
Red Spacer	10	57	M5	75	12	10	18-30	two	0,70	0,85							

\* Minimum cavity h<sub>f</sub> is calculated as highest value of: L - (h + t<sub>fix</sub>) or L<sub>bolt</sub> - (h + t<sub>fix</sub>).  
 ▽ When used in ceilings the recommended loads have to be reduced with factor 0,8: 0,8x0,38=0,30 kN.  
 ♦ Loads are recommended maximum in plasterboards with 300 mm spacing between each Rosett.  
 Safety factor is included (≥ 3). 1 kN ≈ 100 kg.

**Note:** Is the recommended spacing not applied the load capacity will be reduced.  
**Important:** See Expandet's "Principles for fastening" for general information on fastening as well as information on limited liability.  
 (Can be downloaded at [www.expandet.com](http://www.expandet.com))